



## CRST4141FS

(Dimensions):32.6X25.3X21mm

### Features

- 1, Small Size and light weight.
- 2, Contact load capacity up to 30A.
- 3, Blade fuse design
- 3, Suitable for automobile and lamp accessories application.
- 4, Insert mounting, With metal frame.

### Ordering information

CRST 4141FS-A-Z-DC12V

1      2   3   4

- 1, Part number: CRST4141FS
- 2, Contact arrangement: A: 1A
- 3, Enclosure: Z: Dust cover
- 4, Coil rated voltage(V): DC: 6, 12, 24

### Contact data

Contact Arrangement	1A	
Contact Material	AgSnO <sub>2</sub>	
Contact Rating(Resistive)	15A, 30A/14VDC	
Max.Switching Power	420W	
Max.Switching Voltage	75VDC      Max.Switching Current:30A	
Contact Resistance or Voltage Drop	≤ 50m Ω	
Operation Life	Electrical	10 <sup>5</sup>
	Mechanical	10 <sup>7</sup>

### Coil Parameter

Coil voltage (VDC)		Coil Resistance Ω ± 10%	Pick up Voltage VDC(Max) (65% of rated voltage)	Release voltage VDC(Min) (20% of rated voltage)	Coil power consumption (W)	Operate Time (mS)	Release Time (mS)
Rated	Max						
6	7.8	20	3.9	1.2	1.8	≤ 10	≤ 10
12	15.6	80.0	7.8	2.4			
24	31.2	320	15.6	4.8			

Caution: 1, The use of any coil voltage less than the rated coil voltage will compromise the operation of the relay.

2, Pick up and release voltage are for test purposes only and are not to be used as design criteria.

### Operation condition

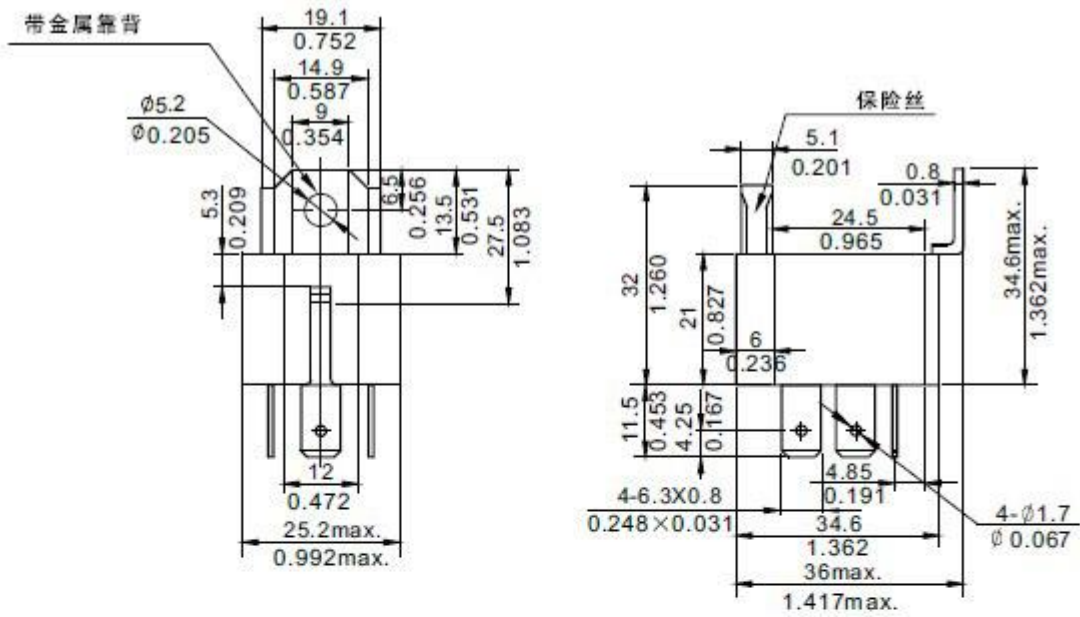
Insulation Resistance	100M Ω (500VDC)	
Dielectric Strength	Between Contacts	500VAC
	Between Contacts and Coil	750VAC
Shock Resistance	147m/s <sup>2</sup> 11ms	
Vibration Resistance	10~40Hz      Double amplitude 1.27mm	
Terminals Strength	8N	

# CRST RELAYS

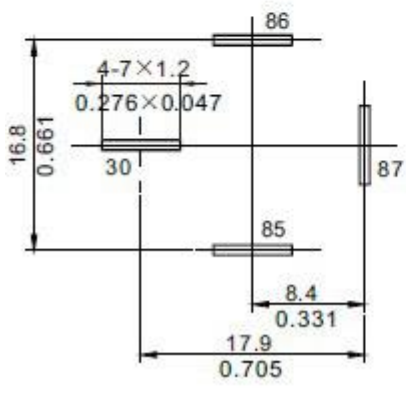
<http://www.crstrelay.com>

Solderability	235±2°C 3±0.5s°C
Ambient Temperature	-40~105°C
Relative Humidity	85%(at 40°C)
Unit weight	Approx.32g

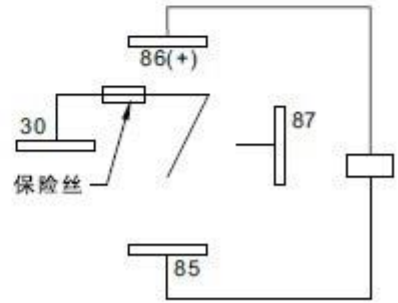
## Dimensions(mm/Inch)



外形尺寸图  
Dimensions



安装尺寸图 (底视图) Mounting(Bottom View)



Wiring diagram(Bottom View)

接线图 (底视图)

Dimension Tolerance: <1mm: ±0.2mm  
1—5mm: ±0.3mm  
>5mm: ±0.5mm